

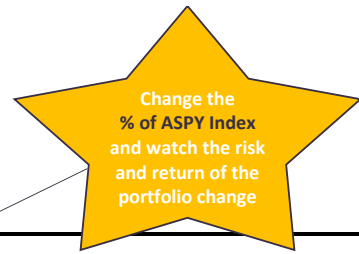


Prepared For: _____

Client Name _____

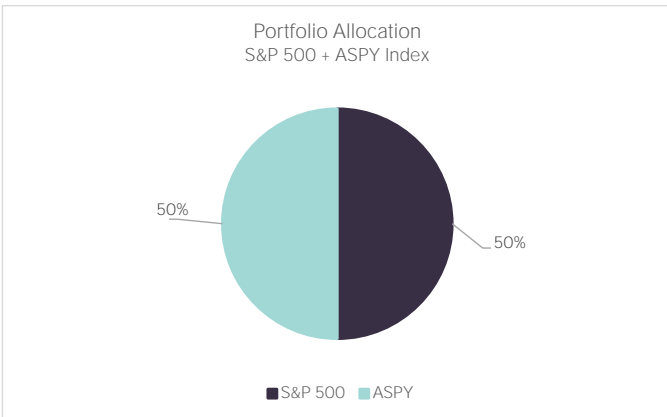
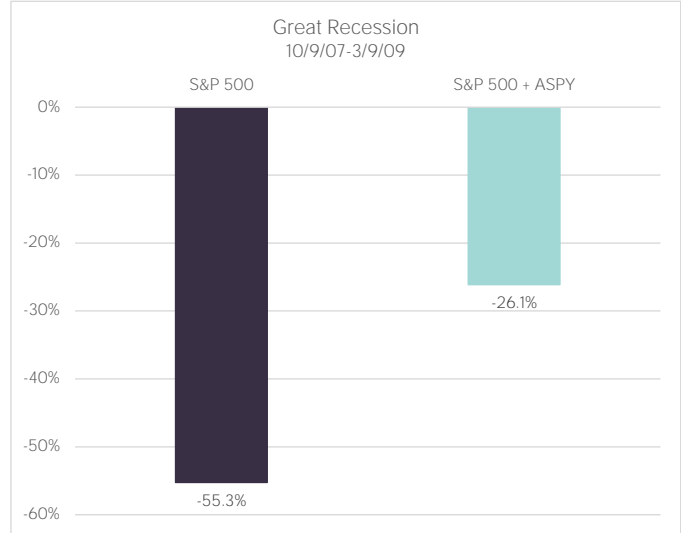
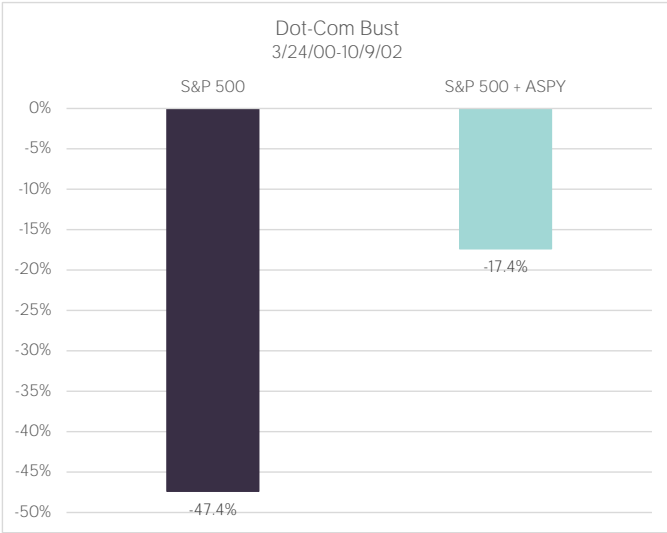
Date: _____

X/X/XX



Ticker	Name	Weight
S&P 500	S&P 500 Index	50%
ASPY	ASYMmetric 500 Index	50%
S&P 500 + ASPY		100%

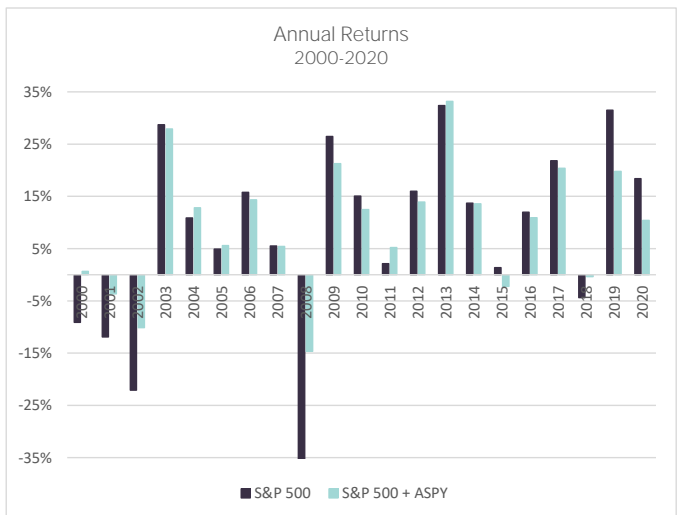
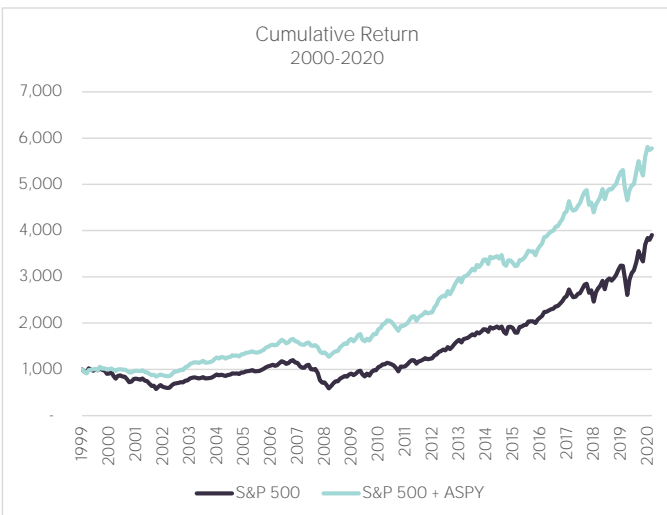
Total Cost	Expense Ratio
SPY SPDR S&P 500 ETF TRUST	0.095%
ASPY ASYMshares ASYMmetric 500 ETF	0.950%
SPY + ASPY	0.523%



Returns & Risk Table

Returns	S&P 500	S&P + ASPY	Difference
Cumulative	384%	581%	197%
Annualized	6.6%	8.7%	2.1%

Risk	S&P 500	S&P + ASPY	Difference
Maximum Loss	-50.9%	-23.3%	27.7%
Worst Year	-37.0%	-14.7%	22.3%



The accuracy and/or completeness of any ASYMmetric Investment Solutions, LLC ("ASYMmetric") index, any data included therein, or any data from which it is based is not guaranteed by ASYMmetric and it shall have no liability for any errors, omissions, or interruptions therein. ASYMmetric makes no warranties, express or implied, as to results to be obtained from use of information provided by ASYMmetric and used in this service, and ASYMmetric expressly disclaims all warranties of suitability with respect thereto. The ASYMmetric 500 Index (the "Index") is the exclusive property of ASYMmetric Investment Solutions, LLC, which has contracted with Solactive AG to maintain and calculate the Index. Solactive AG shall have no liability for any errors or omissions in calculating the Index.

Investments cannot be made in an index. Unmanaged index returns do not reflect any fees, expenses or sales charges. Past performance is no guarantee of future results.